

# 2025 Showcase of Stars

## Contestant Information Packet

### Contents

Overall Event Schedule .....	3
.....	3
Detailed Timeline for Contestants/Spectators.....	4
Venue Information .....	5
Address & Directions .....	5
Important Information .....	5
Parking.....	5
Loading Dock for Props.....	6
Stage Dimensions .....	6
Dressing/Changing Areas.....	6
Contestants - Main Dressing (Females) – Troy Christian Elementary School Gymnasium.....	6
Contestants – Main Dressing (Males) – Dressing Room A .....	6
Contestants – Quick Change Room – Dressing Room B.....	6
Previous Winners – Main Dressing – Green Room.....	7
Dressing Room Maps/Diagrams .....	7
What to Wear .....	8
Admission Information & Purchase .....	9
Evening Wear & Senior On-Stage Interview Question Lineup .....	10
Pageant Judges .....	10
Pageant Scoring - Explained.....	11
Scoresheets .....	11
Dance Performance Scoresheet .....	11
Evening Wear Scoresheet.....	11
On Stage Question (Senior Only).....	11
Compulsory (Junior & Senior Finalists Only).....	11
How Scoring Works.....	12
Saturday – Preliminary Performance, Evening Wear & On-Stage Interview (Seniors Only) .....	12

Advancing to Finals ..... 14

Determining Court/Winners By Age Division ..... 14

    Tiny, Primary & Elementary Age Divisions ..... 14

    Junior Age Division..... 15

    Senior Age Division ..... 15

Questions? Need Help at the Event? ..... 15

## Overall Event Schedule



### **Friday January 24th**

5:00PM - 6:30PM - Registration

5:30PM - 7:30PM - Production Rehearsal

7:30PM - 8:00PM - Secret Dance

Buddy Gift Exchange

### **Saturday January 25th**

8:00AM - Preliminary Competition

6:00PM - Evening Wear Competition

*Production Rehearsal Immediately*

*Following Evening Wear Until 9:00PM*

### **Sunday January 26th**

9:30AM - Production, Introduction of Contestants &

Announcement of Finalists

10:30AM - Compulsory Competition\*

11:15AM - Finals Competition

4:00PM - Awards



## Detailed Timeline for Contestants/Spectators

### Friday

- 5:00pm – 6:30pm – Contestant Registration & **Wristband Pickup**
  - o Tickets will be scanned, and wristbands provided for those who would like to skip the line on Saturday morning. **We strongly encourage wristband pickup on Friday evening!**
- 5:30pm – 7:30pm – Production Rehearsal – Meet near the stage
  - o 5:30pm – 6:30pm – All Age Division Production Choreography
  - o 6:30pm – 7:30pm – All Production Choreography
- 7:30pm – 8:00pm – Secret Dance Buddy Gift Exchange (Optional)

### Saturday

- 7:00am – Main Doors Open & Wristband Pickup (ticket is needed to scan)
  - o **NOTE: Wristbands will only be available for pickup until Noon!**
- 7:30am – Theater Doors Open (Must have a wristband to enter)
- 8:00am – 4:00pm - Prelims - **Be ready to perform 15 minutes prior to the time listed!**
- 5:45pm – 8:00pm (est) Evening Wear & Senior On-Stage Interview Competition - Contestants Line Up by assigned group letter:

Group	Line Up Time	Group	Line Up Time
Group A	5:45pm	Group B	6:00pm
Group C	6:15pm	Group D	6:30pm
Group E	6:45pm	Group F	7:00pm
2024 Winners – 7:15pm			

- Immediately Following Evening Wear – Production Walkthrough – Plan to Stay Until 9:00pm

### Sunday (All times after the opening production are tentative)

**NOTE: Wristbands will not be available for pickup on Sunday. Please be sure to pick up your wristband on Friday evening during registration or on Saturday between 7:00am and Noon.**

- 8:00am – Main Doors Open & All Contestants on stage in solo costume for final walkthrough
- 8:30am – All Contestants On Stage
- 9:00am – Theater doors open (Must have a wristband to enter)
- 9:30am – Opening/Production - All Contestants & 2024 Winners
- 9:45am – Contestant Introductions and Finalist Announcements (by age group)
  - o Finals schedule will be published electronically to DCG Dashboards and the Dakiki app
- 10:25am – Compulsory competition for Junior & Senior finalists
  - o *Immediately following announcements, Junior & Senior finalists should line up in the designated area backstage for the compulsory competition*
- 11:15am – Finals - **Be ready to perform 15 minutes prior to the time listed on the schedule!**
  - o Didn't make finals this year?? Change back into your beautiful evening wear and come watch the show! 😊
- 3:00pm (approximately) – Awards
  - o **All Contestants** should line up in designated area backstage in Evening Wear Attire
  - o Announcement of Special awards and 2025 winners and Court by age division
  - o Once an age division is finished, those contestants will move to the sides with the court in the front so that the next age division can be announced
  - o After awards, winners and court are asked to stay for pictures as well as the 2024 winners

## Venue Information

### Address & Directions

Arbogast Performing Arts Center (APAC)

500 S. Dorset Rd

Troy, Ohio 45377

NOTE: IF COMING FROM NORTH OF EXIT 74 on I-75 S with bus and/or trailer be aware of a roundabout at the intersection of S. Dorset Rd and McKaig Ave, roughly 0.2 miles north of the APAC entrance. Alternative route: Proceed south on I-75S to exit 73, turn left on OH-55 heading 0.3 miles east to the intersection of OH-55 & S. Dorset Rd. Turn left on S.

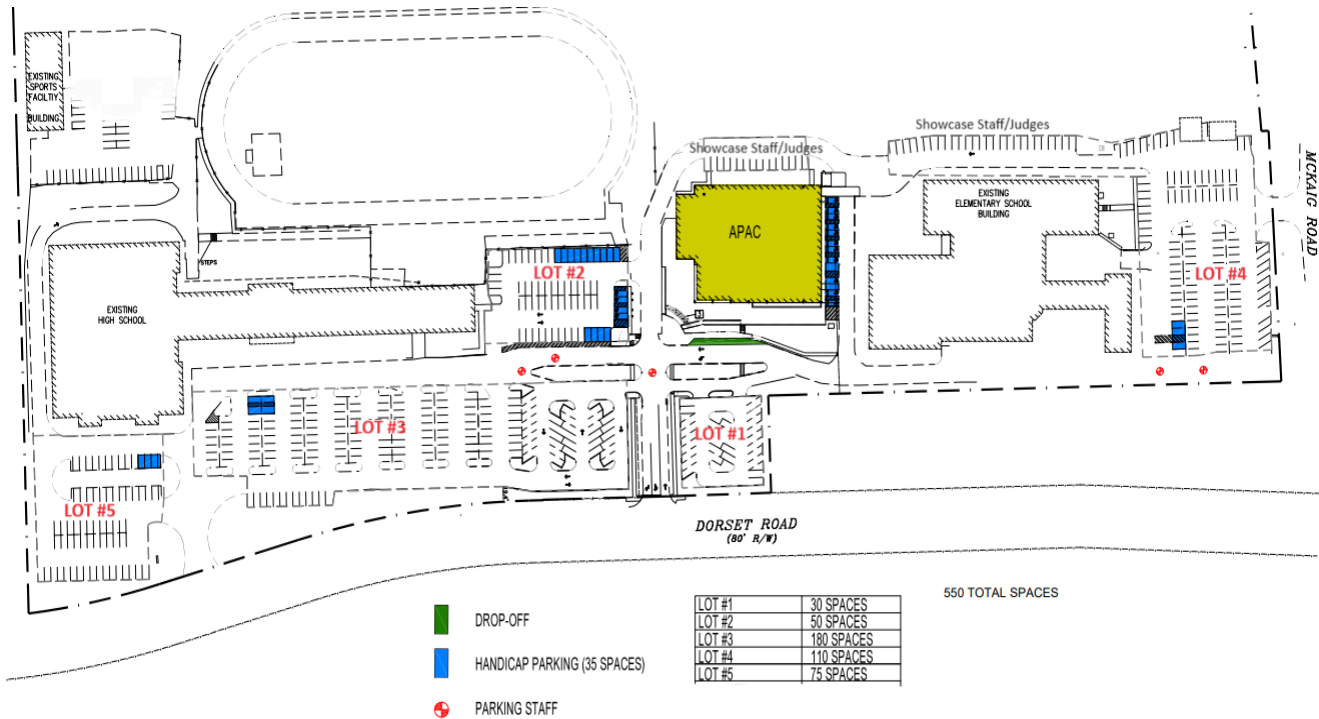
### Important Information

- **Bottled water only in the Auditorium**
- **No tape on surfaces or walls unless approved by APAC staff**
- **Restrooms - both sides of the 1st and 2nd levels**

### Parking

There are plenty of parking spaces, including handicap spaces, around the venue and all parking is free! Please note the areas behind the APAC building that are reserved for Showcase Staff/Judges. Please do not park in these areas. There is a drop-off area in front of the main entrance (highlighted below in green).

Please park in one of the following areas: LOT #1, LOT #2, LOT #3, LOT #4 or LOT #5. Handicap parking is also available and shown below in the blue spaces.



## APAC EVENT PARKING

## Loading Dock for Props

The loading dock is located on the northwest corner and loads directly into backstage. All props must be delivered on Friday evening during registration. Please email [info@scau.org](mailto:info@scau.org) if you have any questions.

## Stage Dimensions

NOTE: STAGE IS A CORNER STAGE and narrows into a “ V “ shape with max width at downstage proscenium opening and narrowest point at the most upstage centerline. Although this is a much bigger stage than the last few years, please still plan to utilize roughly 20’ x 48’ of the stage as we will have the center LED screen pulled down to the floor.



## Dressing/Changing Areas

Contestants - Main Dressing (Females) – Troy Christian Elementary School Gymnasium

All female contestants will use the door on the north side of the APAC building to access this area. **Contestants will have to walk outside, and it is approximately 66 feet from one door to the other, so please be prepared for this walk outside (coats, blankets, umbrellas, etc....).** The yellow line in the photo below shows the path. Please note that anything placed on the gymnasium floor must have appropriate padding so that the floor is not damaged. Contestants will be responsible for any damage to the floor.

Contestants – Main Dressing (Males) – Dressing Room A

All male contestants will use Dressing Room A located within APAC.

Contestants – Quick Change Room – Dressing Room B

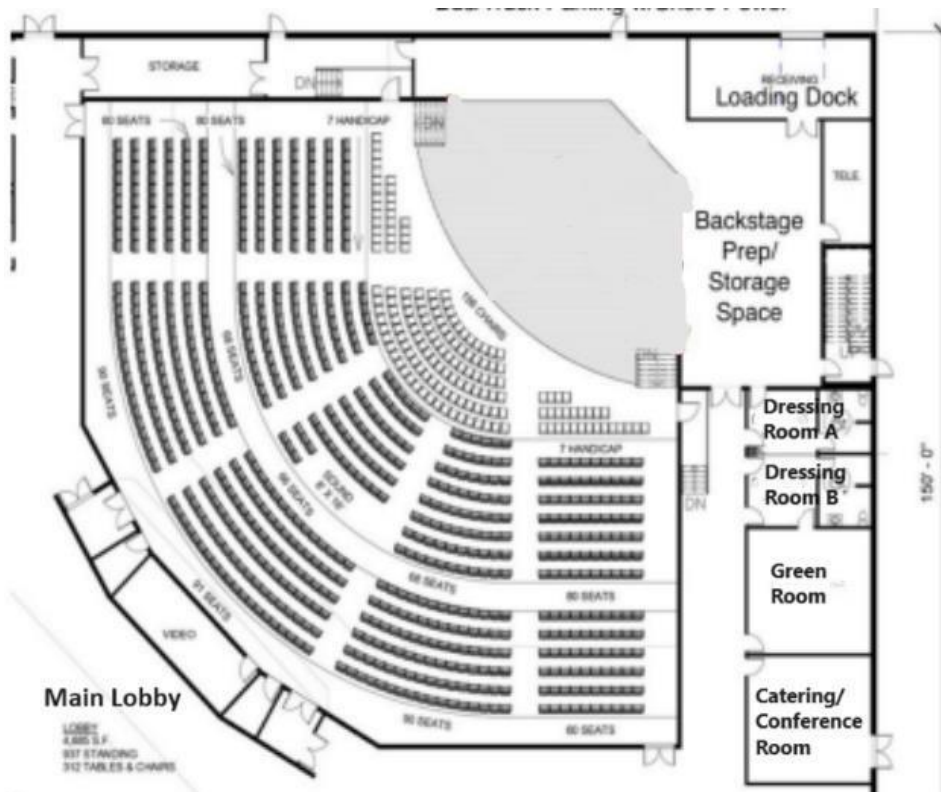
Any contestant that has two solos can utilize this room and change into their second costume.



### Previous Winners – Main Dressing – Green Room

All previous year Winners will use the Green Room as a dressing area. Please note that only Primary and Elementary Winners may have 1 female chaperone/coach to assist in this area if needed.

### Dressing Room Maps/Diagrams



## Performance Schedules

Schedules for the weekend can be found in your DCG Dashboard and on the Dakiki app for your phones. Changes have been made since the initial schedule was published, so if you printed a schedule there is a chance it has changed. We recommend not printing a schedule and viewing it electronically.

## What to Wear

	Friday	Saturday	Sunday
2025 Contestants	Pageant t-shirt and black dance bottoms. T-shirts will be provided prior to your production rehearsal. Bring dance shoes.	Arrive in solo costume for Prelims. Change into evening wear attire for Evening Wear Competition. Pageant t-shirt and black dance bottoms for production rehearsal.	Arrive in solo costume for Production. Junior/Senior finalists will stay in solo costume for compulsory. Non-finalists – change back into evening wear for awards. All contestants in evening wear for awards.
2024 Winners		Business casual with sash and crown. Change into evening wear attire with sash and crown for Evening Wear Competition. Pageant t-shirt and black dance bottoms for production rehearsal.	Arrive in production costumes provided by Showcase on Friday. Remain on stage after production to help hand out medals for finalists. Change into solo costumes to prepare for exhibition performances. Junior/Senior winners will exhibit the compulsory portion for the judges and can then change into solo costumes. All 2024 winners in evening wear for awards.
Spectators	We encourage all spectators to join us in celebrating the weekend! Our judges and staff will wear the pageant t-shirt for preliminaries on Saturday, and semi-formal to formal attire for Saturday evening and Sunday!		



## Livestream/Videography/Photography

We are excited to announce our partnership with Lockwood Media Group! They will be capturing action photos and live streaming this event. Click below to access the live stream or purchase your media package. If you have any questions, you can contact Lockwood Media directly at [info@lockwoodmediaonline.com](mailto:info@lockwoodmediaonline.com).

Click here to view packages → <https://imgondemand.com/scau/>

## Admission Information & Purchase

Each contestant will receive 1 complimentary ticket for a parent/guardian/friend/family member. Ticket purchase for a contestant is not necessary. A contestant may enter the theater only if they are in a pageant T-shirt, a costume or evening wear.

Additional tickets can be purchased by clicking the "Purchase Tickets Now" button on this page: <https://www.scau.org/admission-tickets>

Price is per person and good for the entire weekend. Anyone occupying a seat must purchase a ticket. Children under 2 are free if sitting on a lap. Advanced purchase is not required, but cash is not accepted at the time of registration.

## Day of Registration Information

We are excited to announce that we have simplified the registration process this year! Please see below for the new process and what to expect.

### **Registration Process**

- Enter Arbogast through the cafe entrance. We will have staff directing you.
- Flow through the cafe to pick up T-shirt and one complementary admissions wristband.
- Exit cafe.
- Dancers to backstage for production rehearsal; parents/families exit as production rehearsal is closed to the public.

### **Programs & Purchased Event T-Shirts (Pre-Orders Only)**

If you purchased a program or an event t-shirt, you can pick up those items up at this time. Please have your receipt from PayPal ready.

### **Evening Wear Modeling Walk Through**

We will not have an evening wear walkthrough this year, but visit our website to click on the link that will help contestants see the pattern. Contestants will be able to see the path demonstrated during the production rehearsal as well.

<https://www.scau.org/day-of-registration>

### **Secret Dance Buddy Information (Optional)**

We will exchange gifts within the same age group after production rehearsal on Friday evening! If you are

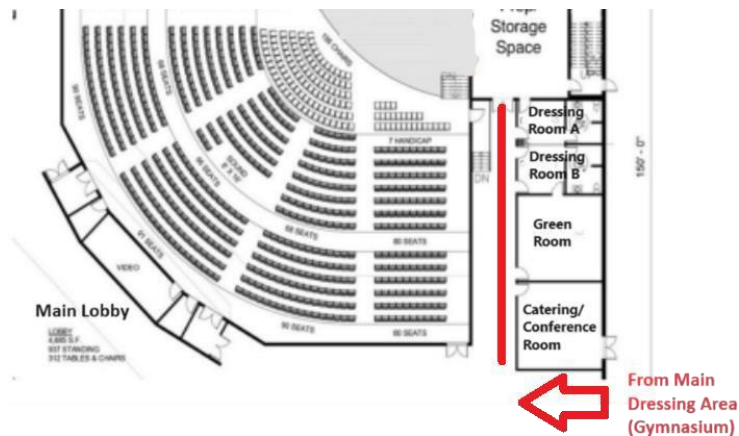
participating in this exchange, please bring your gift to production rehearsal Friday evening.

## Evening Wear & Senior On-Stage Interview Question Lineup

To assist contestants during the Evening Wear & Senior On-Stage Interview portion of the competition, we will line the hallway leading to the backstage area with names on the walls – see red line below. When it is time, contestants should find their name on the wall and wait for directions from a Showcase Staff member.

This year we have assigned groups so that not all contestants are lining up at the same time. The groups and line-up schedule can be found by clicking here → [Evening Wear & Senior On-Stage Interview Line-Up](#)

Note: You can easily search for your dancer by holding the “Ctrl” button and then pressing the “F” key. A search box will pop-up and you just type the dancer’s name.



## Pageant Judges

Although the below list is confirmed, please note that it is subject to change at any time. Judge’s bios are also available on the website ---→ [Showcase of Stars Spectacular Judges](#)

\*Judging panels will not be the exact same line up for Prelims and Finals

## Pageant Scoring - Explained

### Scoresheets

#### Dance Performance Scoresheet

Each judge will score the contestants in the following areas during the Preliminary & Finals (if applicable) performance(s).

<b>Dance Technique (0 – 20 Points)</b>	Accuracy of Body Positions Arm Positions/Extensions/Levels Leg Positions/Extensions/Levels Turnout/Foot Positions Control Posture
<b>Execution (0 – 20 Points)</b>	Accuracy/Unison of Movement Intensity Exactness/Preciseness of Movement Energy Level Memory Timing/ Rhythm
<b>Choreography (0 – 20 Points)</b>	Interpretation of Music/Musicality Difficulty Uniqueness of Movement Creativity/Originality Variety Style
<b>Show Design (0 – 20 Points)</b>	Overall General Effect Design of Dance creates Mood/Theme Use of Entire Space/Stage Effective Beginning/Middle/End Use of Dance to make Smooth Transitions Change of Pace Visual Patterns/Formations
<b>Showmanship/Presentation (0 – 20 Points)</b>	Overall Effect Genuine Expression Enthusiasm/Confidence Audience Connection /Eye Contact Energy Emotional Appeal Costuming/Grooming

#### Evening Wear Scoresheet

Each judge will score the contestants in the following areas during the Evening Wear competition:

<b>General Appearance (0 – 5 Points)</b>	Make-up, Shoes, Hairstyle, Condition of outfit, Accessories
<b>Presentation (0 – 5 Points)</b>	Poise, Smile, Carriage, Tempo

#### On Stage Question (Senior Only)

Each judge will score the contestants in the following areas during the On-Stage Question competition:

<b>Presentation (0 – 3 Points)</b>	Voice Quality and Projection, Overall Confidence, Stance/Body Language, Facial Expression
<b>Response (0 – 2 Points)</b>	Content of Answer, Quality of Answer

#### Compulsory (Junior & Senior Finalists Only)

Each judge will score the contestants in the following areas during the Compulsory competition:

<b>Execution (0 – 4 Points)</b>	Accuracy/Unison of Movement, Intensity, Exactness/Preciseness of Movement, Snap/ Precision, Energy Level, Memory, Timing/Rhythm
<b>Technique (0 – 4 Points)</b>	Accuracy of Body Positions, Arm Positions/Extensions/Levels, Leg Positions/Extensions/Levels, Turnout/Foot Positions, Turn/Jump Technique, Control, Posture
<b>Showmanship (0 – 2 Points)</b>	Poise, Enthusiasm/Confidence/Genuineness Displayed, Audience Connection/Eye Contact

## How Scoring Works

### Saturday – Preliminary Performance, Evening Wear & On-Stage Interview (Seniors Only)

There are 6 Preliminary judges on each panel and the high and low scores will be dropped. The total preliminary performance score (red) has a maximum total of 400 points.

The Evening Wear score (green) has a maximum total of 20 points (2 judges with a maximum of 10 points each). If a contestant is competing with more than one routine, the Evening Wear score will be added to all routines.

The On-Stage Interview score (orange) is for Senior Contestants only and has a maximum total of 10 points (2 judges with a maximum of 5 points each). If a contestant is competing with more than one routine, the On-Stage Interview score will be added to all routines.



For example, Crysten receives the following scores in the Preliminary Performance portion of the Competition:



She also receives the following scores in the Evening Wear portion of the Competition:

A diagram illustrating the addition of two scores. On the left, there are two green circles: the top one contains the number 9.5 and the bottom one contains the number 8. A plus sign (+) is positioned between them, followed by a right-pointing arrow (→). To the right of the arrow is a larger green circle containing the number 17.5.

Crysten is also a senior age division contestant and she receives the following scores during the on-stage interview portion of the competition:

A diagram illustrating the addition of two scores. It consists of three orange circles. The first circle on the left contains the number 4. To its right is a plus sign (+). The second circle contains the number 4.5. To its right is an equals sign (=). The final circle on the right contains the number 8.5.

So, Crysten’s scores to determine if she would advance to Finals would look like this:

A diagram showing the total score calculation. It consists of four circles and two operators. From left to right: a red circle with 380.5, a plus sign (+), a green circle with 17.5, another plus sign (+), an orange circle with 8.5, an equals sign (=), and a blue circle with 406.50.

## Advancing to Finals

After Saturday's events, all scores are reviewed and the number of contestants that advance to Finals is typically\* determined by where the largest gap in score occurs. For example, in the scenario below the top 5 (highlighted) would advance as there is an 8-point gap in between 5<sup>th</sup> and 6<sup>th</sup> place.

Contestant A	410
Contestant B	408.5
Contestant C	408
Contestant D	406.5
Contestant E	405
Contestant F	398
Contestant G	393.5
Contestant H	390
Contestant I	384.5
Contestant J	383

\*Showcase reserves the right to determine the best number of contestants to move forward.

## Determining Court/Winners By Age Division

### Tiny, Primary & Elementary Age Divisions

For all Tiny, Primary and Elementary age division contestants that advance to Finals, the total score from Saturday (blue) advances with them (this includes the preliminary performance and evening wear scores).

There are 6 Finals judges on each panel and the high and low scores will be dropped. The total finals performance score (red) has a maximum total of 400 points.






## Junior Age Division

For all Junior age division contestants that advance to Finals, the total score from Saturday (blue) advances with them (this includes the preliminary performance and evening wear scores).

The compulsory performance consists of the choreography that the contests learned for production. Only Junior and Senior finalists will compete in this competition. The Compulsory score (purple) has a maximum total of 30 points.

There are 6 Finals judges on each panel and the high and low scores will be dropped. The total finals performance score (red) has a maximum total of 400 points.




## Senior Age Division

For all Senior age division contestants that advance to Finals, the total score from Saturday (blue) advances with them (this includes the preliminary performance, evening wear, and on-stage interview scores).

The compulsory performance consists of the choreography that the contests learned for production. Only Junior and Senior finalists will compete in this competition. The Compulsory score (purple) has a maximum total of 30 points.

There are 6 Finals judges on each panel and the high and low scores will be dropped. The total finals performance score (red) has a maximum total of 400 points.



## Questions? Need Help at the Event?

Finding Help at the Event - Have a question or need assistance with something? Just look for someone wearing one of our dark grey colored pageant t-shirts!